

sound XC Pro

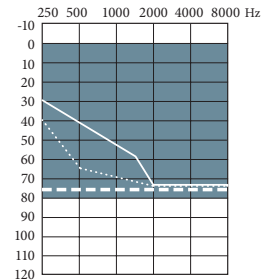
R312 Receiver-in-Canal (RIC) Hearing System Series



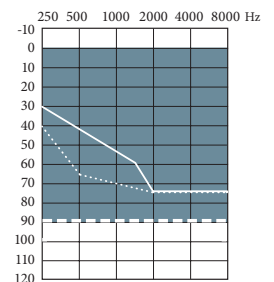
R312

Functionalities	9	7	5	3
Direct Connectivity				
Bluetooth (HFP/A2DP)	•	•	•	•
TV Connector	•	•	•	•
Telephone (MFA)	•	•	•	•
Detection				
SurroundSupervisor XC	•	•	•	•
Localization and Focus				
ConversationOptimizer XC Pro	•			
SphereSound XC Natural	•			
SphereSound XC Personalized	•			
SphereSound XC	•	•	•	
SpeechBeam XC Natural	•			
SpeechBeam XC		•		
Automatic Program				
Conversations in a crowd	•			
Conversations in a small group	•	•		
Music	•	•		
Quiet	•	•	•	
Noise	•	•	•	
Conversations in quiet	•	•	•	•
Conversations in noise	•	•	•	•
AutoSurround XC	7	6	4	2
AutoStream XC (SpeechStream, MusicStream)	•	•	•	•
Optimization and Comfort				
ConversationBoost XC Pro	•	•	•	
Intelligent Acclimatization	•	•	•	•
SoundRestore XC	•	•	•	•
SurroundOptimizer XC	•	•	•	•
ConversationLift	•	•	•	•
NoiseReduction	•	•	•	•
FeedbackManager	•	•	•	•
Sound Impulse Manager	•	•	•	•
Active Wind Block	•	•	•	•
Channels and Programs				
Channels (G/AGC)	20	16	14	12
No. of programs (AutoSurround XC/Manual/Wireless)	7/3/5	6/3/5	4/3/5	2/3/5
In all technology levels				
FocussedFit, stream remote App, SDS 4.0 (Receiver and Domes), BiLink, BiPhone, DataLogging, Tinnitus Manager				
Receiver 4.0				
	Standard S	Moderate M	Power P	Ultra Power UP
Output / gain	111 / 46	114 / 50	122/58	130/67
Cap Dome	•	•	•	
Open Dome	•	•	•	
Vented Dome	•	•	•	
Power Dome	•	•	•	
Slim Tip (Acryl/Silicone)	•	•	•	
cShell	•	•	•	•

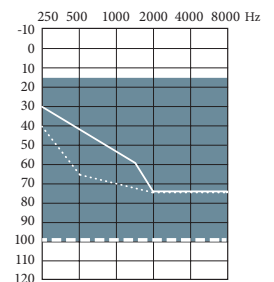
Fitting Guides



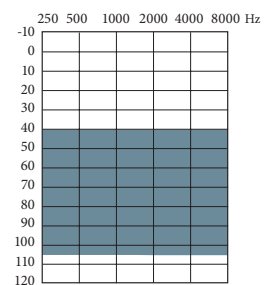
Standard Receiver (S)



Moderate Receiver (M)



Power Receiver (P)



Ultra Power Receiver (UP)

- Open Dome/Cap Dome
- ... Vented Dome
- Power Dome or Slim Tip

sound XC Pro R312 is rated IP 68

ANSI 3.22 2014/IEC 60118-0: 2015 2cc coupler technical data

	OSPL90				
	Maximum (dB SPL)	111	114	122	130
	Full on gain (input 50 dB SPL)				
	Maximum (dB)	46	50	58	67
	Reference test setting (RTS)				
	Frequency range (Hz)	<100-8000	<100-8000	<100-6300	<100-6000
	Reference test gain (dB)	29	34	43	47
	Current drain at RTS (mA)	2.2	2.1	2.2	2.1
	Equivalent input noise at RTS (dB SPL)	19	19	19	19
	Total harmonic distortion at 500/800/1600/3200 Hz (%)	1.5/2.0/2.0/1.0	1.5/2.0/2.0/1.0	1.0/1.5/1.0/1.0	1.5/1.5/1.0/1.0
	Electromagnetic compatibility				
	EMC immunity by ANSI c63.19-2011 EMC, omni	M4	M4	M4	M4

Legend Test conditions

- Standard Power
- Moderate Power
- Power
- Ultra Power

Battery size: 312; Source: voltage 1.3 V;
 The measurements obtained with a closed configuration using an HA-1 coupler (ANSI-3.7-1995)
 The hearing system is set to HANSATON scout test settings. LLE (Low Level Expansion) is applied at an approximate level of 35 dB SPL. Domes should never be fit on patients with perforated eardrums, exposed middle ear cavities, or surgically altered ear canals. In the case of such a condition, we recommend use of a customized earmold.
 We reserve the right to change specification data without notice as improvements are introduced.

